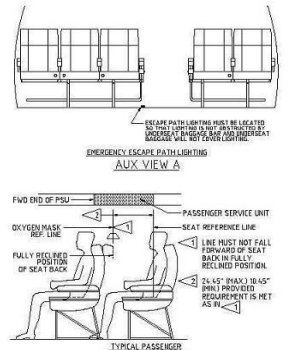
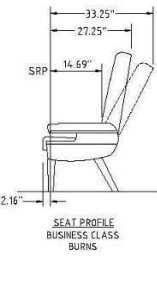
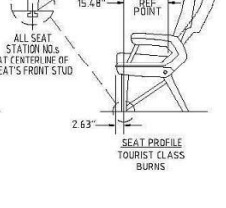
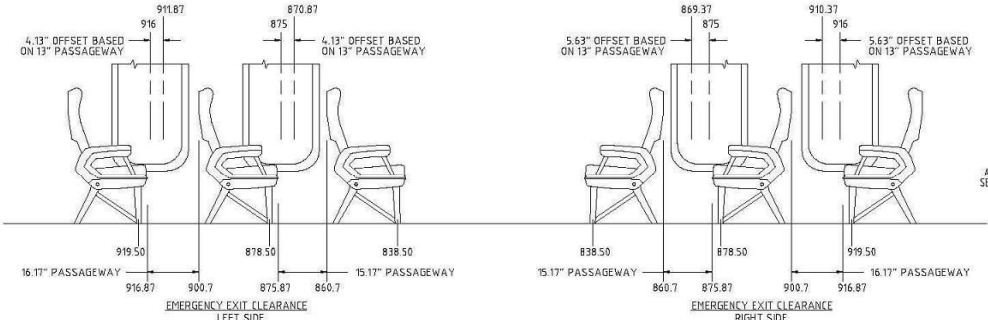
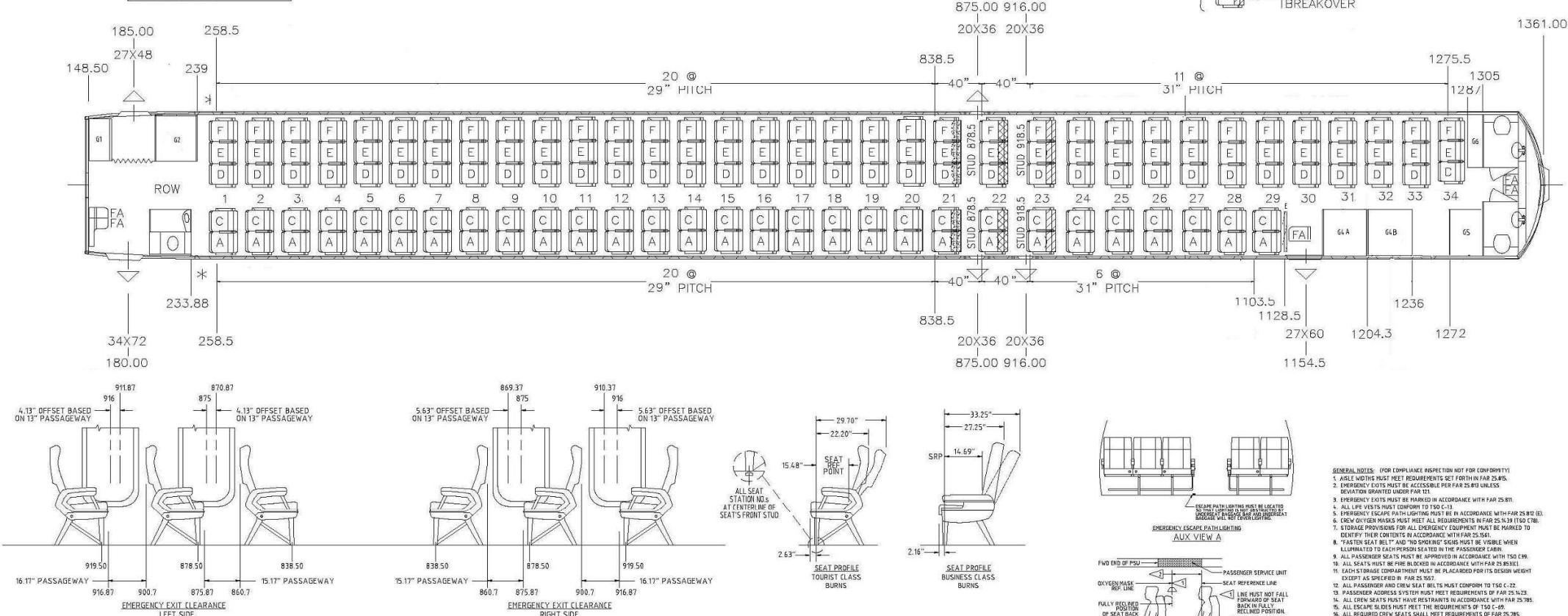
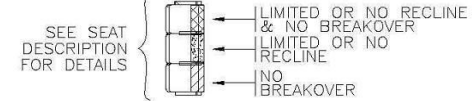


# Approved Passenger Configuration for 160 Y

CODE	DESCRIPTION	QTY	-101 INSTL MFG P/N	ALTERNATE MFG P/N
G1	GALLEY G1 - NORSKOG	1	1-699F	
G2	GALLEY G2 - NORSKOG	1	1-700F	
G4	GALLEY G4 - NORSKOG	2	1-701D	
G5	GALLEY G5 - NORSKOG	1	1-702D	
G6	GALLEY G6 - NORSKOG	1	1-702D	
E	AFT LH CLOSET	1	PREVIOUSLY INSTALLED. APPROVAL ACCOMPLISHED BY OTHERS AND NOT ADDRESSED HEREIN.	



- GENERAL NOTES:** (FOR EMPLOYEE REFERENCE NOT FOR CONSTRUCTION)
1. AISLE WIDTHS MUST MEET REQUIREMENTS SET FORTH IN FAR 25.85.
  2. EMERGENCY EXITS MUST BE ACCESSIBLE PER FAR 25.83 UNLESS DEVIATION GRANTED UNDER FAR 121.
  3. EMERGENCY EXITS MUST BE MARKED IN ACCORDANCE WITH FAR 25.81.
  4. ALL LIFE VESTS MUST CONFORM TO TSO C-13.
  5. EMERGENCY ESCAPE PATH LIGHTING MUST BE IN ACCORDANCE WITH FAR 25.82 (E).
  6. CREW OXYGEN MASKS MUST MEET ALL REQUIREMENTS IN FAR 25.129 (TSO C78).
  7. STORAGE PROVISIONS FOR ALL EMERGENCY EQUIPMENT MUST BE MARKED TO IDENTIFY THEIR CONTENTS IN ACCORDANCE WITH FAR 25.84.
  8. "FASTEN SEAT BELT" AND "NO SMOKING" SIGNS MUST BE VISIBLE WHEN ILLUMINATED TO EACH PERSON SEATED IN THE PASSENGER CABIN.
  9. ALL PASSENGER SEATS MUST BE APPROVED IN ACCORDANCE WITH TSO C19.
  10. ALL SEATS MUST BE FIRE RESISTANT IN ACCORDANCE WITH FAR 25.85(B).
  11. EACH STORAGE COMPARTMENT MUST BE PLACARDED FOR ITS DESIGN WEIGHT EXCEPT AS SPECIFIED IN FAR 25.101.
  12. ALL PASSENGER AND CREW SEAT BELTS MUST CONFORM TO TSO C-22.
  13. PASSENGER ADDRESS SYSTEM MUST MEET REQUIREMENTS OF FAR 25.122.
  14. ALL CREW SEATS MUST HAVE RESTRAINTS IN ACCORDANCE WITH FAR 25.785.
  15. ALL ESCAPE SLIDES MUST MEET THE REQUIREMENTS OF TSO C-49.
  16. ALL REQUIRED CREW SEATS SHALL MEET REQUIREMENTS OF FAR 25.785.
  17. ALL SEAT SEATING DIMENSIONS ARE TO FRONT STUD CENTERLINE.
  18. EACH DISPOSAL RECEPTACLE MUST BE MARKED IN ACCORDANCE WITH FAR 25.79(C). TWO CLEAR TIE DISPOSALS.
  19. LAVATORY FLOORS MUST BE MARKED PROVISIONED IN ACCORDANCE WITH FAR 25.79(D). NO SHOWING AND TS 87(S)G, ASH TRAYS.
  20. ALL SEAT BACKS AND BULKHEADS MUST HAVE "FASTEN SEAT BELT WHILE SEATED" PLACARDS.
  21. PASSENGERS IN UPRIGHT POSITION MUST NOT PROJECT BEYOND SEAT BACK IN UPRIGHT POSITION MORE THAN 5". TYPICAL FOR ALL SEATS.
  22. AIRCRAFT WEIGHT AND BALANCE MUST BE RECALCULATED ON AIRCRAFT WEIGHTED AFTER REPAIR MODIFICATION TO DETERMINE NEW AIRCRAFT WEIGHT & C.G. LOCATION. REUSE AIRCRAFT WEIGHT & BALANCE RECORD.
  23. ALL LIFE RAFTS MUST CONFORM TO TSO C-70 IF INSTALLED.
  24. PASSAGEWAY TO ALL TYPE I AND TYPE II EXITS MUST NOT BE LESS THAN 20".
  25. DELETED.
  26. ADD -1 TO SEAT PART NUMBER AFTER MODIFICATION TO ADD RECLINE.
  27. ADD -2 TO SEAT PART NUMBER AFTER MODIFICATION TO RESTRICT RECLINE.
  28. ADD -3 TO SEAT PART NUMBER AFTER MODIFICATION TO RESTRICT BREAKOVER.
  29. ADD -4 TO SEAT PART NUMBER AFTER MODIFICATION TO REMOVE OUTBOARD ARMREST.
  30. ADD -5 TO SEAT PART NUMBER AFTER MODIFICATION TO OFFSET ALL SEAT BACK TABLES.
  31. ADD -6 TO SEAT PART NUMBER AFTER MODIFICATION TO REMOVE SEAT TABLES.
  32. ADD -7 TO SEAT PART NUMBER AFTER MODIFICATION TO REMOVE SEAT TABLES.
  33. ADD -8 TO SEAT PART NUMBER AFTER MODIFICATION TO ADD SEAT TRACK ADAPTER.
  34. ADD -9 TO SEAT PART NUMBER AFTER MODIFICATION TO ADD HANDCAP ENDCAP.
  35. ADD -10 TO SEAT PART NUMBER AFTER MODIFICATION TO REMOVE RETRACTABLE LEGREST.
  36. ADD -11 TO SEAT PART NUMBER AFTER MODIFICATION TO ADD DIBOARD ARMREST.
  37. ADD -12 TO SEAT PART NUMBER AFTER MODIFICATION TO REMOVE SEAT TRACK ADAPTER.
  38. ADD SUPPLEMENTAL IDENTIFIER TAG FOR MODIFICATIONS 26 THROUGH 37.
  39. FOR EMERGENCY EQUIPMENT LOCATIONS REFER TO AIRCRAFT DESIGN SERVICES DWD 005-1598.

**FLAG NOTES:**

\* LOCATE SEAT FRONT STUD LOCATIONS BY MEASURING FROM EXISTING SEAT TRACK PRODUCTION SPLICES AT STATIONS TBD REFER TO MD80 STRUCTURAL REPAIR MANUAL FOR LOCATION OF SEAT TRACK PRODUCTION SPLICES.

**MD80 160 T/C**

A/C TYPE	S/N	TAIL NO.
MD81	48055	YR-MDJ
MD82	49139	YR-MDK
MD82	49119	YR-MDM
MD82	48097	YR-MDR
MD82	48098	YR-MDS

THIS DRAWING AND ALL THE INFORMATION THEREON IS THE PROPERTY OF AERO DESIGN SERVICES INC. AND IS CONFIDENTIAL AND MUST NOT BE MADE PUBLIC OR COPIED. THIS DRAWING IS BOUND SUBJECT TO RETURN UPON DEMAND AND IS NOT TO BE USED DIRECTLY OR INDIRECTLY IN ANY WAY DETRIMENTAL TO OUR INTERESTS OR THOSE OF AERO DESIGN SERVICES.

PREPARED BY: **ARRAZA RATHMANNER** 9-23-05 | CHECKED BY: **ARRAZA RATHMANNER** 9-23-05 | APPROVED BY: **ARRAZA RATHMANNER** 9-23-05

**AERO DESIGN SERVICES, INC.**

SCALE = INTS

REF. NO. \_\_\_\_\_

JETRAN \_\_\_\_\_

NEXT HIGHER ASSY. \_\_\_\_\_

**MD80 INTERIOR LAYOUT**

**160 PASSENGERS**

6574 N. STATE ROAD 7, #114  
COCONUT CREEK, FL 33073  
954-346-0888 (FAX - 0889)

DRAWING NUMBER: **DD05-1597**

SHEET: **1 OF 1**

REV. LTR. REV. DATE

**SEAT CHART**

CODE	DESCRIPTION	QTY	-101 INSTL MFG P/N	ALTERNATE MFG P/N
11	T/C TRIPLE, RH, NARROW	2	86496012	
10	T/C TRIPLE, RH, NO BREAKOVER (ALL SEAT BACKS), HHMR	1	86496004	
9	T/C DOUBLE, LH, NO BREAKOVER (ALL SEAT BACKS), HHMR	1	86495903	
8	T/C TRIPLE, RH, NO O/S ARMREST, NO BREAKOVER, NO RECLINE (ALL SEAT BACKS)	1	86496006-2-3-4 (SEE NOTE 27, 28 & 29)	
7	T/C DOUBLE, LH, NO O/S ARMREST, NO BREAKOVER, NO RECLINE (ALL SEAT BACKS)	1	86495905-2-3-4 (SEE NOTE 27, 28 & 29)	
6	T/C TRIPLE, RH, NO RECLINE (ALL SEAT BACKS)	1	86496002-2 (SEE NOTE 27)	
5	T/C DOUBLE, LH, NO RECLINE (ALL SEAT BACKS)	1	86495901-2 (SEE NOTE 27)	
4	T/C TRIPLE, RH STANDARD	27	86496002	
3	T/C DOUBLE, LH STANDARD	23	86495901	
2	T/C TRIPLE, RH, IN-ARM TABLES	1	86496102	
1	T/C DOUBLE, LH, IN-ARM TABLES	2	86495910	